

# Mouse Monoclonal Antibody to NTRK3

## Order Information

Catalog#	20383	
Size/Concentration	100µl	50µl
Price(¥)	2180	1280

## Description

NTRK3 (neurotrophic tyrosine kinase, receptor, type 3), it is a member of the neurotrophic tyrosine receptor kinase (NTRK) family and plays an important role in the development and maintenance of neural tissues. This kinase is a membrane-bound receptor that, upon neurotrophin binding, phosphorylates itself and members of the MAPK pathway. Signalling through this kinase leads to cell differentiation and may play a role in the development of proprioceptive neurons that sense body position. Mutations in this gene have been associated with medulloblastomas, secretory breast carcinomas and other cancers.

## Specification

Aliases : TRKC; gp145(trkC)

Entrez GeneID : 4916

Swissprot : Q16288

clone : 4G5

WB Predicted band size : 94kDa

Host/Isotype : Mouse IgG1

Storage : Store at 4°C short term. Aliquot and store at -20°C long term. Avoid freeze/thaw cycles.

Species Reactivity : Human

Immunogen : Purified recombinant extracellular fragment of human NTRK3 (aa32-429) fused with hIgGFc tag expressed in HEK293 cells.

Formulation : Ascitic fluid containing 0.03% sodium azide.

## Application

ELISA 1/10000

## References

1. BMC Cancer. 2007 Oct 31;7:202.
2. J Pathol. 2002 Aug;197(5):661-7.






Call 1-510-860-4615  
+86-19375157864  
Email [Info@ProMab.com](mailto:Info@ProMab.com)  
Web [www.ProMab.com](http://www.ProMab.com)  
[www.ProMab.cn](http://www.ProMab.cn)

## Protocol

WB - [www.promab.com/protocol/wb.html](http://www.promab.com/protocol/wb.html)  
IHC - [www.promab.com/protocol/ihc.html](http://www.promab.com/protocol/ihc.html)  
ICC - [www.promab.com/protocol/icc.html](http://www.promab.com/protocol/icc.html)  
HCM - [www.promab.com/protocol/hcm.html](http://www.promab.com/protocol/hcm.html)

**Antigen Sequence** is available upon request.

## Products and Services


-  Mouse Monoclonal Antibody
-  Rat Monoclonal Antibody
-  Human Antibody
-  Hybridoma Sequencing
-  Polyclonal Antibody

**For Research Only**

**Application Key:**WB - Western Blot | IHC - Immunohistochemistry | ICC - Immunocytochemistry | FCM - Flow Cytometry | ELISA - Enzyme-linked Immunosorbent Assay | IP - Immunoprecipitation

# #20383

# Mouse Monoclonal Antibody to NTRK3



Western blot analysis using NTRK3 mouse mAb against extracellular domain of human NTRK3 (aa32-429).

**For Research Only**

**Application Key:** WB - Western Blot | IHC - Immunohistochemistry | ICC - Immunocytochemistry | FCM - Flow Cytometry | ELISA - Enzyme-linked Immunosorbent Assay | IP - Immunoprecipitation

**#20383**